

It is well known that visual selective attention can be controlled in either a goal-directed or a stimulus-driven manner. When observers are able to orient their attention to objects and events according to their current behavioral goals and intentions, selection is said to be *goal-directed*, *top-down*, or *endogenous*. When attention is involuntarily attracted by specific objects and events irrelevant to the current goals and intentions of observers, selection is said to be *stimulus-driven*, *bottom-up*, or *exogenous*.

Although researchers have been investigating for decades what kind of stimuli have the ability to summon attention in a stimulus-driven fashion, this issue—referred to as *attentional capture*—is still quite hotly debated (for reviews, see Rauschenberger, 2003a; Simons, 2000). The literature contains three main influential theoretical accounts. First, some researchers have proposed that attention is always captured by the most salient element in the stimulus display, regardless of any top-down modulation (Theeuwes, 1991a, 1992, 1994). Second, some researchers have proposed that only stimuli matching the observer's attentional control setting are capable of capturing attention (Folk, Remington, & Johnston, 1992; Folk, Remington, & Wright, 1994). Third, other researchers have proposed that attentional capture is unique to specific stimulus properties such as *abrupt onset* (Jonides &

Yantis, 1988; Yantis & Hillstrom, 1994; Yantis & Jonides, 1984). However, evidence for each approach is rather mixed. In Theeuwes's studies, the stimulus display usually contained two salient feature singletons, each unique in a different dimension. One singleton defined the target and the other served as the distractor. Theeuwes found that when the distractor was more salient than the target, reaction times (RTs) were elevated, relative to the distractor absence condition. By contrast, when the distractor was less salient, no interference effect was found, so

distinction between the two modes suggests the possibility of top-down selectivity for the relevant target feature.

Furthermore, the most important source of evidence for the top-down modulation of attentional capture is provided by Folk et al. (1992). In their study, they used the cue–target paradigm, in which a spatially uninformative cue was presented shortly before a target. Both the cue and the target were defined as either an abrupt onset singleton or a color singleton. Their results revealed that when the target was an abrupt onset, only an onset cue captured attention, whereas a color cue did not; when the target was a color singleton, however, only a color cue captured attention, whereas an onset cue did not. On the basis of such findings, Folk et al. (1992) proposed the *contingent involuntary orienting hypothesis*, which claimed that the ability of a feature singleton to capture attention was contingent on the establishment of a top-down attentional control setting for that feature (Folk et al., 1994). According to this view, attentional capture is ultimately conditional on the observer's intention and is therefore not purely stimulus-driven.

The contingent capture account is supported by the findings that feature singletons in color, luminance, or motion fail to elicit attentional capture effects in the absence of any relevant attentional setting (Folk & Annett, 1994; Hillstrom & Yantis, 1994; Jonides & Yantis, 1988; Todd & Kramer, 1994; Yantis & Egeth, 1999), but there is evidence that the abrupt onset of a new perceptual object can capture attention automatically, irrespective of the task at hand (Jonides & Yantis, 1988; Remington, Johnston, & Yantis, 1992; Yantis & Hillstrom, 1994; Yantis & Jonides, 1984). For instance, in Jonides and Yantis's serial visual search task, the participants searched for a prespecified target letter embedded among several nontarget letters. On each trial, one letter possessed a feature that differed from all the other letters. Any letter in the search display, including the target letter, had an equal chance of being the unique feature singleton. Because the feature singleton was neither consistent with the participants' adopted attentional setting for letter identity, nor predictive of the target position, there was no goal-directed incentive for the participants to attend to it. If the unique feature singleton was able to capture attention involuntarily, it would be the first one to be processed by the visual system. RTs to find the target should be independent of display size when the feature singleton happened to be the target. Thus, the singleton target function should have a zero search slope. By contrast, if the feature singleton was unable to capture attention and therefore its status was not different from that of any nonsingleton element, the singleton target slope should be steep and identical to the nonsingleton target slope. In this irrelevant feature search paradigm, the pattern of results indicative of attentional capture was obtained only in the abrupt onset condition, not in static discontinuity conditions. Therefore, Yantis and colleagues proposed the *new-object hypothesis*, which claimed that only the appearance of a new perceptual object could capture attention in a purely stimulus-driven fashion, whereas other salient feature singletons did not (Yantis, 1993; Yantis & Hillstrom, 1994). Although there has been consid-

erable debate as to whether the capture effect associated with abrupt onset may be due to a less obvious top-down setting for other features (Franconeri, Hollingworth, & Simons, 2005; Franconeri, Simons, & Junge, 2004; Gellatly, Cole, & Blurton, 1999; Gibson & Kelsey, 1998), recent studies have demonstrated that abrupt onset indeed plays a special role in attentional guidance (Cole, Kentridge, & Heywood, 2004; Lamy & Egeth, 2003). Moreover, other recent studies have shown that some stimulus properties also appear to capture attention effectively, such as motion onset (Abrams & Christ, 2003), color change (Lu, 2006; Lu & Zhou, 2005), urgent event (Franconeri & Simons, 2003), and unique temporal change (von Mühlenen, Rempel, & Enns, 2005).

So far, most current evidence for stimulus-driven attentional capture is unique to some dynamic stimuli. Although there has been relatively little direct evidence supporting attentional capture by salient static stimuli, some recent studies have demonstrated capture effects by using indirect methods that reasonably rule out possible top-down influences (Horstmann, 2002; Theeuwes & Burger, 1998; Theeuwes & Godijn, 2002). For instance, Theeuwes, Atchley, and Kramer (2000) found that a color singleton distractor indeed interfered with the search for a shape singleton target when the distractor preceded the target by 100 msec or less, suggesting that attention might be initially drawn to the distractor position and then swiftly disengaged. Turatto and Galfano (2001) found capture effect by a salient color singleton when data were analyzed according to the distance method instead of the usual display-size method.

However, the efficiency of dynamic stimuli to capture attention is not absolutely immune to top-down modulations and bottom-up influences. Even for abrupt onset, Yantis and Jonides (1990) reported that when the subsequent target position was known in advance an abrupt onset presented elsewhere no longer captured attention (see also Juola, Koshino, & Warner, 1995; Theeuwes, 1991b). Furthermore, Martin-Emerson and Kramer (1997) showed that the capture effect by abrupt onset attenuated with an increasing number of no-onset elements in the display. Likewise, von Mühlenen et al. (2005) showed that abrupt onset was less effective in capturing attention when it occurred with other environmental changes simultaneously.

In summary, dynamic stimuli exhibit powerful potential to capture attention in a purely stimulus-driven fashion, but their potential can be modulated by both goal-directed and stimulus-driven factors. Salient static stimuli merely possess a weak ability to capture attention involuntarily, unless they receive goal-directed prioritization. Although all contemporary hypotheses in the attentional capture literature are valuable for researchers to understand the mechanism underlying stimulus-driven attentional capture, none of them is entirely compatible with all current experimental results. How are we to give a clear answer to these complicated findings in the attentional capture literature? In attentional capture experiments, the participants have to mobilize the voluntary attention mechanism to perform the task at hand, whereas the bottom-up salience of the task-irrelevant stimulus is computed by the visual system,

for such a difference between the two slopes is that the singleton element enjoyed a real but small priority advantage over nonsingleton elements, suggesting that the salient static singleton had an impact on attentional deployment. Therefore, in this study, we expected a difference between the two slopes instead of a zero slope of the singleton function. Furthermore, we calculated the slope ratio (the difference in slopes divided by the nonsingleton slope), as used in Proulx and Egeth, to indicate the attentional priority of the salient singleton in the current task demand condition.

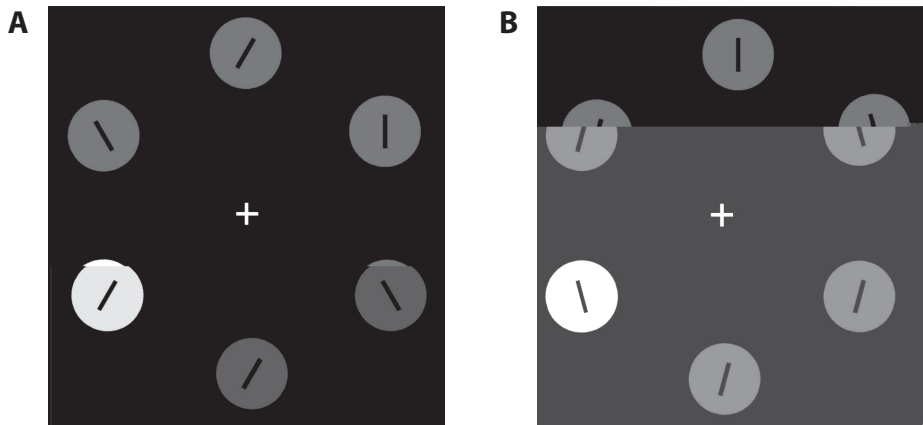
## EXPERIMENT 1

The aim of Experiment 1 was to investigate the role of task demand in attentional capture. We manipulated the task demand while keeping the stimulus salience constant. The chosen vertical-line detection task was known to be an inefficient visual search task, and could produce steep search slopes as a function of target–distractor similarity (Wolfe, Friedman-Hill, Stewart, & O’Connell, 1992). Task difficulty could increase with the similarity between the target and distractors: The more similar they were, the more difficult the task was. We expected that when the task difficulty was higher, the participants would restrict attentional resources more selectively to the target-defining feature to perform the task and then the irrelevant luminance singleton would be less likely to attract attention than when the task difficulty was relatively lower.

### Method

**Participants.** Ten college students (6 male, 4 female; age range, 20–24 years) served as paid volunteers. All had normal or corrected-to-normal vision and were naive to the purpose of the experiment.

**Stimulus and Procedure.** The experiment was carried out in a dimly lit and sound-attenuated room. The participants sat approximately 57 cm from the monitor. At the center of the black screen was a green fixation cross of  $0.7^\circ \times 0.7^\circ$ . On each trial, the stimulus display consisted of three or six gray disk elements ( $1.2^\circ$  in radius), equally spaced around the fixation on an imaginary circle with a radius of  $5.7^\circ$ . The three disks formed an upward-pointing equilateral triangle; the six disks formed a hexagon. All the disks but one had a luminance of  $3.0 \text{ cd/m}^2$ . The luminance value of the singleton disk was fixed at  $27.0 \text{ cd/m}^2$ . Each disk contained a black line segment subtending  $1.0^\circ$  in length. The target line was vertical, whereas the degree of orientation of distractor lines from vertical was either  $\pm 30^\circ$  (defined as low difficulty; see Figure 1A) or  $\pm 15^\circ$  (defined as high difficulty; see Figure 1B). The stimulus display remained present until a response was made.



**Figure 1.** Sample stimulus displays for (A) the low-difficulty condition and for (B) the high-difficulty condition of Experiment 1. The participants' task was to search for the vertical target line among gray disks containing tilted distractor lines, with one disk being brighter than the other homogeneous disks. In both conditions, the luminance value of the nonsingleton disks was 3.0 cd/m<sup>2</sup> (shown here as dark gray) and the luminance value of the singleton disk was 27.0 cd/m<sup>2</sup> (shown here as light gray). In (A) the low-difficulty condition, the distractor lines had a tilt of either +30° or -30° from vertical, randomly. In (B) the high-difficulty condition, the distractor lines had a tilt of either +15° or -15° from vertical, randomly. In both conditions, the location of the target line was uncorrelated with the location of the luminance singleton disk. In this example, representing display size six, the target line is not presented inside the singleton disk.

ton disk (or, for brevity, *present singleton*), target present within another nonsingleton disk (or *present nonsingleton*), and target absent. Task difficulty conditions were run in separate blocks. In each block, each display size occurred equally often. Overall, the target was present on one half of the trials and was absent on the remainder. When the target was present, it had an equal chance of appearing within any of the disk elements; that is, when display size was three, one third of the present trials were present-singleton ones; when display size was six, however, only one sixth of the present trials were present-singleton ones. With this design, there was no incentive for the participants to deliberately attend to the luminance singleton disk, because that element was not predictive of the target position in the stimulus display. In each task difficulty block, the 3 target-type trials were combined with the two display-size conditions. The order of the trials in each task difficulty block was random. Each participant received four experimental blocks of 96 trials for each task difficulty condition. The presentation order of the eight blocks was high-high-low-low-low-high-high for half of the participants, and low-low-high-high-high-low-low for the other half. Each participant completed a corresponding practice block of 60 trials before the first experimental block of each task difficulty condition and some corresponding warm-up trials before the seventh experimental block. After each block, a short rest period was given. The experimental session took approximately 1.5 h, including breaks.

## Results

In this and subsequent experiments, error trials were excluded from analysis. In addition, correct RTs of less than 300 msec or greater than 3 SDs above the mean were trimmed. This removed approximately 3.8% of the observations from this experiment.

Mean RTs in the low- and high-difficulty conditions are plotted in Figure 2, and error rates are listed in Table 1. For the overall target-present trials only, repeated measures ANOVAs were conducted on mean RT and error rate data with task difficulty (low difficulty or high difficulty), dis-

play size (three or six), and target type (present singleton or present nonsingleton) as factors. The analysis of the RT data revealed main effects of display size [ $F(1,9) = 65.72, p < .001$ ] and target type [ $F(1,9) = 14.25, p < .005$ ]. The main effect of task difficulty was also significant, with faster RTs in the low- versus high-difficulty condition [ $F(1,9) = 65.77, p < .001$ ], indicating that the task in the high-difficulty condition was indeed harder than that in the low-difficulty condition. There was a significant interaction between task difficulty and display size [ $F(1,9) = 44.28, p < .001$ ], but no other interactions (all  $ps > .14$ ). In addition, the analysis of error rate revealed main effects of task difficulty [ $F(1,9) = 19.96, p < .003$ ] and display size [ $F(1,9) = 12.44, p < .007$ ], and a significant interaction between task difficulty and display size [ $F(1,9) = 6.15, p < .036$ ]. The three-way interaction was also significant [ $F(1,9) = 5.61, p < .043$ ]. Neither the main effect of target type [ $F(1,9) = 0.40, p > .50$ ] nor any other two-way interaction (all  $ps > .40$ ) approached significance. The error rate pattern paralleled the RT data pattern, excluding any speed-accuracy trade-off. Of main interest was the role played by task difficulty in attentional guidance. Therefore, the target-present data in each task difficulty condition were entered into separate ANOVAs, with display size and target type as factors.

In the low-difficulty condition, the analysis of the RT data yielded significant main effects of both display size [ $F(1,9) = 26.81, p < .002$ ] and target type [ $F(1,9) = 9.86, p < .013$ ]. The interaction between the two variables was significant as well [ $F(1,9) = 6.13, p < .036$ ], indicating that there was a difference between the slopes of the two target-present functions. Furthermore, the slope of the present-singleton function was 27.0 msec/item, which was significantly greater than zero [ $t(9) = 3.30, p <$

In the high-difficulty condition, the analysis of the RT data yielded a significant main effect of display size [ $F(1,9) = 76.77, p < .001$ ], but no effect of target type [ $F(1,9) = 4.18, p > .070$ ]. The interaction between the two variables did not reach significance [ $F(1,9) = 0.01, p > .923$ ], indicating that the slopes of the two target-present functions did not differ. Furthermore, the slopes were 87.3 msec/item for the present-singleton function and 86.5 msec/item for the present-nonsingleton function. The mean slope ratio was  $-0.06$ , which was significantly smaller than that in the low-difficulty condition [ $t(9) = 2.27, p < .050$ ]. In addition, the analysis of error rate revealed only the main effect of display size [ $F(1,9) = 11.47, p < .009$ ].

### Discussion

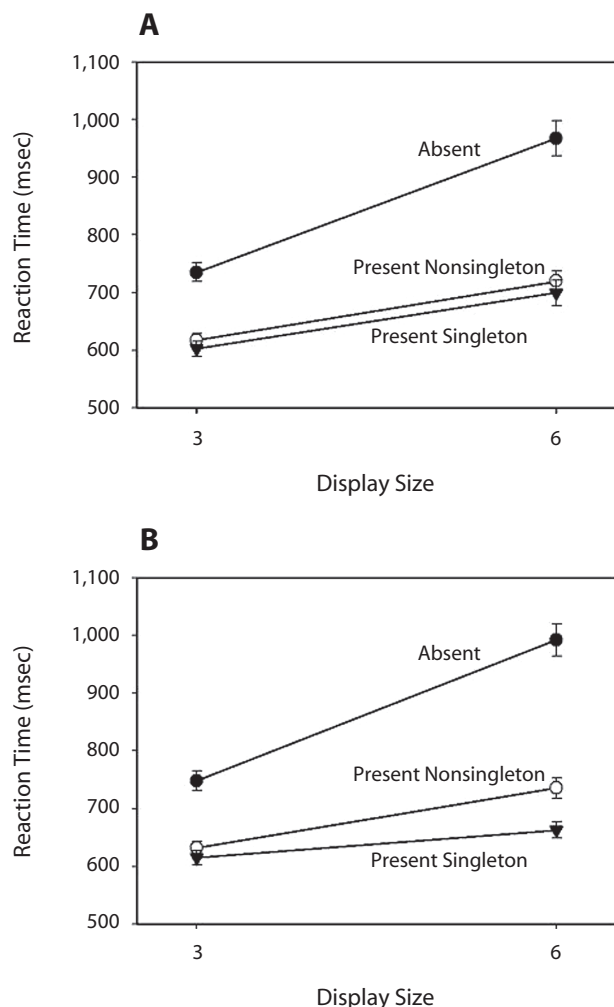
The design and results of Experiment 1 were similar to those of Proulx and Egeth (2006). In the low-difficulty condition, we observed a reliable difference between the slopes of the two functions, suggesting that the slopes of the two functions were different. In the high-difficulty condition, we observed a reliable difference between the slopes of the two functions, suggesting that the slopes of the two functions were different. In the high-difficulty condition, we observed a reliable difference between the slopes of the two functions, suggesting that the slopes of the two functions were different.

10.85,  $p < .010$ . Of main interest was the role stimulus salience played in attentional guidance. Therefore, the target-present data in each singleton salience condition were entered into separate ANOVAs, with display size and target type as factors.

In the low-salience condition, the analysis of the RT data yielded a significant main effect of display size [ $F(1,9) = 27.58, p < .002$ ] but no effect of target type [ $F(1,9) = 3.78, p > .080$ ]. The interaction between the two variables did not reach significance [ $F(1,9) = 0.07, p > .800$ ], indicating that the slopes of the two target-present functions did not differ. Furthermore, the slopes were 32.2 msec/item for the present-singleton function and 34.0 msec/item for the present-nonsingleton function. The mean slope ratio averaged across all participants was approximately zero. In addition, the analysis of error rate did not reveal any significant effect.

Table 1. Mean RTs (msec) for the present-nonsingleton condition.

$F(1,9)$



**Figure 4.** Mean reaction times in (A) the low-salience condition and in (B) the high-salience condition of Experiment 2, plotted as a function of display size for target-absent, target-present nonsingleton, and target-present singleton trials.

with low salience received no priority advantage over any other nonsingleton element. In the high-salience condition, however, we observed such a difference between the two target-present slopes again, replicating the results of the low-difficulty condition in Experiment 1. The sig-

nificant elevation in the slope ratio showed that the irrelevant singleton received more attentional priority in the high- versus low-salience condition. The results of Experiment 2 suggested that with a certain task demand, the potential of the task-irrelevant stimulus to capture attention increased with the bottom-up salience of the stimulus. These results seemed not fully compatible with the prediction of Theeuwes's (2004) attentional window account, that attention always went to the most salient element within the window. In Experiment 2, the size of the attentional window in the two singleton salience conditions should be identical because of the same task. Thus, the irrelevant singleton, whether of low or high salience, should have equal likelihood to intrude into the window and attract attention, according to the window account. Despite this discrepancy, the results of Experiment 2 suggest that stimulus salience should be considered another necessary factor in attentional capture. Although the importance of stimulus salience has been well documented in parallel search tasks, in which the attentional window might be very wide (e.g., Theeuwes, 1992, 1994), the present results further confirm the role of stimulus salience, even in serial search tasks in which the window might be relatively narrow.

### EXPERIMENT 3

The roles of task demand and stimulus salience in attentional capture were investigated in Experiments 1 and 2, respectively. The results of the two experiments suggested that the potential of the irrelevant stimulus to capture attention not only decreased with the current task demand but also increased with the bottom-up stimulus salience. To examine the role of the interaction between task demand and stimulus salience in attentional capture, in the present experiment, we manipulated the two potentially causal factors at the same time.

#### Method

**Participants.** Ten college students (4 male, 6 female; age range, 19–26 years) served as paid volunteers. All had normal or corrected-to-normal vision and were naive to the purpose of the experiment.

**Stimulus, Procedure, and Design.** Four within-subjects factors were used: task difficulty (low difficulty or high difficulty), singleton salience (low salience or high salience), display size (three or six), and target type (present singleton, present nonsingleton, or absent). Each participant performed in two sessions on 2 different days. Each session consisted of two blocks of 192 trials for each task difficulty condition. Half of the participants had the high–low–low–high presentation order of the four blocks in Session 1 and the low–high–high–low order in Session 2, and the other half had the opposite. In each task difficulty block, the three target-type trials were combined with the two singleton salience conditions and the two display-size conditions, producing 12 different types of trials. The order of the trials in each task difficulty block was random. Other aspects were identical to those of Experiments 1 and 2.

#### Results

In this experiment, there were four combinations of task difficulty and singleton salience: low difficulty with low salience, low difficulty with high salience, high difficulty with low salience, and high difficulty with high salience.

**Table 2**  
**Error Rates (Percentage) by Display Size and Target Type in the Low-Salience and High-Salience Conditions for Experiment 2**

Trial Type	Display Size	
	3	6
Low Salience		
Absent	2.7	2.1
Present nonsingleton	3.2	5.3
Present singleton	4.2	6.1
High Salience		
Absent	2.0	1.9
Present nonsingleton	2.8	5.6
Present singleton	2.5	4.4

Overall, approximately 4.1% of the observations were removed. Mean RTs in the four combination conditions are plotted in Figure 5, and error rates are listed in Table 3. For the overall target-present trials only, separate ANOVAs were conducted on mean RT and error rate data with task difficulty (low difficulty or high difficulty), singleton salience (low salience or high salience), display size (three or six), and target type (present singleton or present nonsingleton) as factors. The analysis of the RT data revealed main effects of task difficulty [ $F(1,9) = 245.42, p < .001$ ], singleton salience [ $F(1,9) = 9.47, p < .014$ ], display size [ $F(1,9) = 78.05, p < .001$ ], and target type [ $F(1,9) = 7.76, p < .022$ ]. There was a significant interaction between task difficulty and display size [ $F(1,9) = 70.00, p < .001$ ], a significant interaction between singleton salience and display size [ $F(1,9) = 13.78, p < .006$ ], and a significant interaction between singleton salience and target type [ $F(1,9) = 11.80, p < .008$ ]. The three-way interaction between singleton salience, display size, and

target type was also significant [ $F(1,9) = 5.49, p < .045$ ]. No other interactions approached significance (all  $ps > .070$ ). In addition, the analysis of error rate revealed main effects of task difficulty [ $F(1,9) = 14.78, p < .005$ ] and display size [ $F(1,9) = 18.54, p < .003$ ].

Of main interest was the interaction effect of task difficulty and singleton salience in attentional guidance. Therefore, the target-present data in each combination condition were entered into separate ANOVAs, with display size and target type as factors. In all combination conditions, the analysis of the RT data yielded significant main effects of display size (all  $F_s > 28.57, ps < .001$ ). The main effects of target type were significant in the low-difficulty, high-salience condition [ $F(1,9) = 40.11, p < .001$ ] and in the high-difficulty, high-salience condition [ $F(1,9) = 10.19, p < .012$ ], and were not significant in the other two combination conditions ( $ps > .50$ ). Only in the low-difficulty, high-salience condition was the interaction between display size and target type significant [ $F(1,9) = 16.04, p < .001$ ].

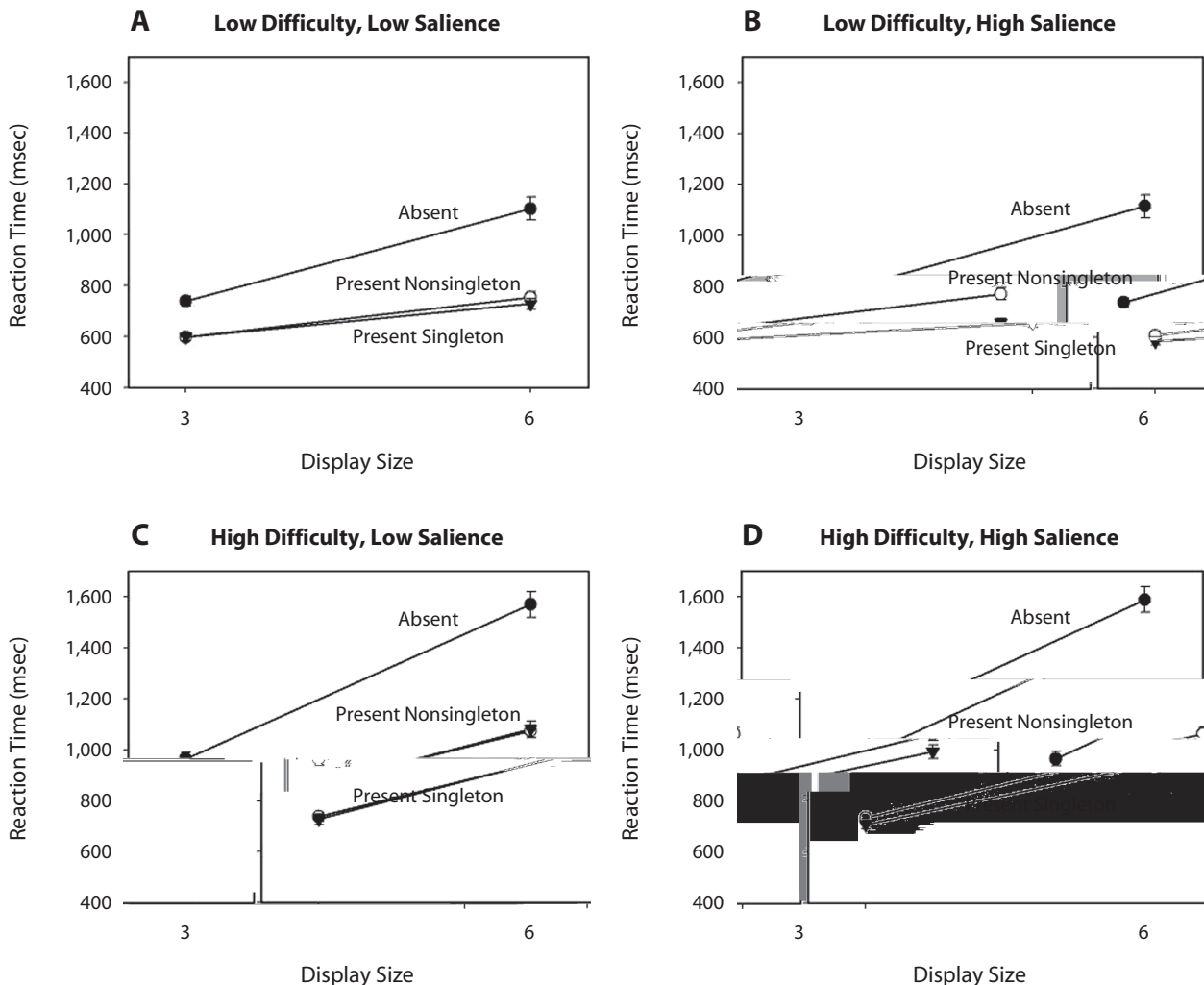




Table 3

.004], indicating a difference between the slopes of the two target-present functions. The interactions between the two variables in other combination conditions were not significant ( $ps > .095$ ). The analysis of error rates revealed only significant main effects of display size in all combination conditions (all  $F_s > 4.76, ps < .05$ ).

Mean search slopes and the respective mean slope ratios averaged across all participants in the four combination conditions are listed in Table 4. Furthermore, the slope ratio data were entered into an ANOVA with task difficulty and singleton salience as factors. The main effect of task difficulty was significant [ $F(1,9) = 20.97, p < .002$ ], indicating that the slope ratio in the low-difficulty condition was greater than that in the high-difficulty condition. The main effect of singleton salience was also significant [ $F(1,9) = 6.98, p < .028$ ], indicating that the slope ratio in the high-salience condition was greater than that in the low-salience condition. Interestingly, the interaction between task difficulty and singleton salience was significant as well [ $F(1,9) = 7.53, p < .024$ ], indicating that the disparity between slope ratios of the two singleton salience conditions was greater in the low- versus high-task difficulty condition, and the disparity between slope ratios of the two task difficulty conditions was greater in the high- versus low-singleton salience condition.

## Discussion

In this experiment, task difficulty and singleton salience were manipulated simultaneously, producing four combinations of the two critical factors. The present results showed that the difference between the two target-present slopes was evident in the low-difficulty, high-salience condition, but disappeared in both the high-difficulty, high-salience condition and the low-difficulty, low-salience condition, replicating the results of both Experiments 1 and 2. In addition, such a difference was not observed in the high-difficulty, low-salience condition. Furthermore, the analysis of slope ratio showed that the potential of the task-irrelevant singleton to capture attention could increase not only as a function of the decreasing task difficulty but also as a function of the increasing singleton salience. The reliable interaction effect between task difficulty and singleton salience indicated that the irrelevant singleton had relatively more impact on visual search when the task was relatively less demanding and the stimulus was relatively more salient. Thus, the most attentional prioritization in the present experiment took place in the low-difficulty, high-salience condition.

## GENERAL DISCUSSION

The goal of the present article was to investigate the potential influences of both task demand and stimulus salience on attentional capture. Experiment 1, replicating the findings of Proulx and Egeth (2006), showed that the specified task-irrelevant stimulus was less likely to capture attention when the task became more difficult. Experiment 2 showed that for the specified task, the ability of the irrelevant stimulus to capture attention increased with the stimulus salience. Experiment 3 further showed that the ability of the irrelevant stimulus to capture attention was jointly determined by task demand and stimulus salience. The three experiments together demonstrate that both task demand and stimulus salience should be the two critical factors in determining the occurrence and magnitude of attentional capture by an irrelevant stimulus. On the basis of the present findings, we suggest that attentional capture may reflect a dynamic interaction between voluntary attention determined by the task demand and reflexive attention evoked by the stimulus salience. Although previous research has documented the roles of task demand (e.g., Lavie, 2000) and stimulus salience (e.g., Theeuwes, 1994), respectively, the present article considers the role of the interaction between the two critical factors in attentional capture.

On the one hand, when the target becomes less salient and the search task becomes more difficult, the participants have to focus their attentional resources more selectively on the target-defining feature in order to perform the task, resulting in a higher demand for attentional resources. If the task is relatively easy and does not consume all resources, there may be some resources available for the visual system to assign priority to the irrelevant stimulus; the irrelevant stimulus therefore appears to be able to guide attention automatically. If the task is much harder and requires more resources, there may be no resources

attention determined by task demand influences the efficiency of the irrelevant stimulus to capture attention may imply a way to understand conflicting results and hypotheses in the attentional capture literature. First, dynamic stimuli may possess higher salience than static stimuli. In nature, dynamic stimuli may have high ecological significance, because organisms may have evolved to be sensitive to environmental changes that require immediate attention. The occurrence of dynamic stimuli needs organisms to make a corresponding action, thereby capturing attention. Thus, most direct evidence for stimulus-driven attentional capture comes from studies involving dynamic stimuli (e.g., Franconeri & Simons, 2003; Jonides

tensity of voluntary attention is high, the brain is kept in a highly aroused state, resulting in a reduced efficiency of the thalamocortical connection. In this case, the thalamus gate seems to be “narrow,” so the visual system is able to process relevant information more selectively. Unless it is salient enough to enter and be processed, irrelevant information seems to be blocked outside the thalamus gate, making the observer appear insensitive to external events. When the intensity of voluntary attention is relatively low, the brain is kept in a relaxed state, resulting in enhanced efficiency of the thalamocortical connection. In this case, the thalamus gate seems to be “wide open,” so that a great amount of sensory information, both relevant and irrelevant, can enter that gate and be processed by the visual system. Therefore, the intensity of reflexive attention is relatively high, and the observer appears to be susceptible to external events in the environment. Furthermore, using event-related potential measures, Handy, Soltani, and Mangun (2001) found that when the perceptual load of foveal target was increased, the occipital P1 amplitude evoked by a parafoveal stimulus was decreased. Using functional brain-imaging techniques, O’Connor, Fukui, Pinsk, and Kastner (2002) found that at the human thalamic level, neural responses to attended stimuli were enhanced and those to unattended stimuli were attenuated. These studies may suggest that the interaction between voluntary attention and reflexive attention occurs during the relatively early stage of visual processing.

#### AUTHOR NOTE

This research was supported by the National Natural Science Foundation of China (Project 30630025), the China Postdoctoral Science Foundation (20070410011), and Key Project of Humanities and Social Sciences, Ministry of Education (07JZD0029). The authors thank Jan Theeuwes and two anonymous reviewers for helpful comments on the manuscript, and Yongchun Cai for his invaluable assistance in collecting the data and helpful discussions on the manuscript. Correspondence concerning this article should be addressed to S. Lu, Department of Psychology and Behavioral Sciences, Xixi Campus, Zhejiang University, 148 Tianmushan Road, Hangzhou, 310028, China (e-mail: snlu@zju.edu.cn) or S. Han, Department of Psychology, Peking University, 5 Yiheyuan Road, Beijing, 100871, China (e-mail: shan@pku.edu.cn).

*Note—Accepted by the previous editorial team, when Thomas H. Carr was Editor.*

#### REFERENCES

- ABRAMS, R. A., & CHRIST, S. E. (2003). Motion onset captures attention. *Psychological Science*, *14*, 427-432.
- BACON, W. F., & EGETH, H. E. (1994). Overriding stimulus-driven attentional capture. *Perception & Psychophysics*, *55*, 485-496.
- BELOPOLSKY, A. V., ZWAAN, L., THEEUWES, J., & KRAMER, A. F. (2007). The size of an attentional window modulates attentional capture by color singletons. *Psychonomic Bulletin & Review*, *14*, 934-938.
- BERGER, A., HENIK, A., & RAFAL, R. (2005). Competition between endogenous and exogenous orienting of visual attention. *Journal of Experimental Psychology: General*, *134*, 207-221.
- CASTRO-ALAMANCOS, M. A., & OLDFORD, E. (2002). Cortical sensory suppression during arousal is due to the activity-dependent depression of thalamocortical synapses. *Journal of Physiology*, *541*, 319-331.
- COLE, G. G., KENTRIDGE, R. W., & HEYWOOD, C. A. (2004). Visual salience in the change detection paradigm: The special role of object onset. *Journal of Experimental Psychology: Human Perception & Performance*, *30*, 464-477.
- FOLK, C. L., & ANNETT, S. (1994). Do locally defined feature discontinuities capture attention? *Perception & Psychophysics*, *56*, 277-287.
- FOLK, C. L., REMINGTON, R. W., & JOHNSTON, J. C. (1992). Involuntary covert orienting is contingent on attentional control setting. *Journal of Experimental Psychology: Human Perception & Performance*, *18*, 1030-1044.
- FOLK, C. L., REMINGTON, R. W., & WRIGHT, J. H. (1994). The structure of attentional control: Contingent attentional capture by apparent motion, abrupt onset, and color. *Journal of Experimental Psychology: Human Perception & Performance*, *20*, 317-329.
- FRANCONERI, S. L., HOLLINGWORTH, A., & SIMONS, D. J. (2005). Do new objects capture attention? *Psychological Science*, *16*, 275-281.
- FRANCONERI, S. L., & SIMONS, D. J. (2003). Moving and looming stimuli capture attention. *Perception & Psychophysics*, *65*, 999-1010.
- FRANCONERI, S. L., SIMONS, D. J., & JUNGE, J. A. (2004). Searching for stimulus-driven shifts of attention. *Psychonomic Bulletin & Review*, *11*, 876-881.
- GELLATLY, A., COLE, G., & BLURTON, A. (1999). Do equiluminant object onsets capture visual attention? *Journal of Experimental Psychology: Human Perception & Performance*, *25*, 1609-1624.
- GIBSON, B. S., & KELSEY, E. M. (1998). Stimulus-driven attentional capture is contingent on attentional set for displaywide visual features. *Journal of Experimental Psychology: Human Perception & Performance*, *24*, 699-706.
- HANDY, T. C., SOLTANI, M., & MANGUN, G. R. (2001). Perceptual load and visuocortical processing: Event-related potentials reveal sensory-level selection. *Psychological Science*, *12*, 213-218.
- HILLSTROM, A. P., & YANTIS, S. (1994). Visual motion and attentional capture. *Perception & Psychophysics*, *55*, 399-411.
- HORSTMANN, G. (2002). Evidence for attentional capture by a surprising color singleton in visual search. *Psychological Science*, *13*, 499-505.
- JONIDES, J., & YANTIS, S. (1988). Uniqueness of abrupt visual onset in capturing attention. *Perception & Psychophysics*, *43*, 346-354.
- JUOLA, J. F., KOSHINO, H., & WARNER, C. B. (1995). Tradeoffs between attentional effects of spatial cues and abrupt onsets. *Perception & Psychophysics*, *57*, 333-342.
- LAMY, D., & EGETH, H. E. (2003). Attentional capture in singleton-detection and feature-search modes. *Journal of Experimental Psychology: Human Perception & Performance*, *29*, 1003-1020.
- LAMY, D., LEBER, A., & EGETH, H. E. (2004). Effects of task relevance and stimulus-driven salience in feature-search mode. *Journal of Experimental Psychology: Human Perception & Performance*, *30*, 1019-1031.
- LAVIE, N. (2000). Selective attention and cognitive control: Dissociating attentional functions through different types of load. In S. Monsell & J. Driver (Eds.), *Attention and performance XVIII: Control of cognitive processes* (pp. 175-194). Cambridge, MA: MIT Press.
- LU, S. (2006). Cue duration and parvocellular guidance of visual attention. *Psychological Science*, *17*, 101-102.
- LU, S., & ZHOU, K. (2005). Stimulus-driven attentional capture by equiluminant color change. *Psychonomic Bulletin & Review*, *12*, 567-572.
- MARTIN-EMERSON, R., & KRAMER, A. F. (1997). Offset transients modulate attentional capture by sudden onsets. *Perception & Psychophysics*, *59*, 739-751.
- O’CONNOR, D. H., FUKUI, M. M., PINSK, M. A., & KASTNER, S. (2002). Attention modulates responses in the human lateral geniculate nucleus. *Nature Neuroscience*, *5*, 1203-1209.
- PROULX, M. J., & EGETH, H. (2006). Target–nontarget similarity modulates stimulus-driven control in visual search. *Psychonomic Bulletin & Review*, *13*, 524-529.
- RAUSCHENBERGER, R. (2003a). Attentional capture by auto- and allo-cues. *Psychonomic Bulletin & Review*, *10*, 814-842.
- RAUSCHENBERGER, R. (2003b). When something old becomes something new: Spatiotemporal object continuity and attentional capture. *Journal of Experimental Psychology: Human Perception & Performance*, *29*, 600-615.
- REMINGTON, R. W., JOHNSTON, J. C., & YANTIS, S. (1992). Involuntary attentional capture by abrupt onsets. *Perception & Psychophysics*, *51*, 279-290.
- SERENES, J. T., SHOMSTEIN, S., LEBER, A. B., GOLAY, X., EGETH, H. E., & YANTIS, S. (2005). Coordination of voluntary and stimulus-driven attentional control in human cortex. *Psychological Science*, *16*, 114-122.

- SHERMAN, S. M., & KOCH, C. (1986). The control of retinogeniculate transmission in the mammalian lateral geniculate nucleus. *Experimental Brain Research*, **63**, 1-20.
- SIMONS, D. J. (2000). Attentional capture and inattention blindness. *Trends in Cognitive Sciences*, **4**, 147-155.
- SWADLOW, H. A., & GUSEV, A. G. (2001). The impact of "bursting" thalamic impulses at a neocortical synapse. *Nature Neuroscience*, **4**, 402-408.
- THEEUWES, J. (1991a). Cross-dimensional perceptual selectivity. *Perception & Psychophysics*, **50**, 184-193.
- THEEUWES, J. (1991b). Exogenous and endogenous control of attention: The effect of visual onsets and offsets. *Perception & Psychophysics*, **49**, 83-90.
- THEEUWES, J. (1992). Perceptual selectivity for color and form. *Perception & Psychophysics*, **51**, 599-606.
- THEEUWES, J. (1994). Stimulus-driven capture and attentional set: Selective search for color and visual abrupt onsets. *Journal of Experimental Psychology: Human Perception & Performance*, **20**, 799-806.
- THEEUWES, J. (2004). Top-down search strategies cannot override attentional capture. *Psychonomic Bulletin & Review*, **11**, 65-70.
- THEEUWES, J., ATCHLEY, P., & KRAMER, A. F. (2000). On the time course of top-down and bottom-up control of visual attention. In S. Monsell & J. Driver (Eds.), *Attention and performance XVIII* (pp. 105-124). Cambridge, MA: MIT Press.
- THEEUWES, J., & BURGER, R. (1998). Attentional control during visual search: The effect of irrelevant singletons. *Journal of Experimental Psychology: Human Perception & Performance*, **24**, 1342-1353.
- THEEUWES, J., & GODIJN, R. (2002). Irrelevant singletons capture attention: Evidence from inhibition of return. *Perception & Psychophysics*, **64**, 764-770.
- TODD, S., & KRAMER, A. F. (1994). Attentional misguidance in visual search. *Perception & Psychophysics*, **56**, 198-210.
- TURATTO, M., & GALFANO, G. (2001). Attentional capture by color without any relevant attentional set. *Perception & Psychophysics*, **63**, 286-297.
- TURATTO, M., GALFANO, G., GARDINI, S., & MASCETTI, G. G. (2004). Stimulus-driven attentional capture: An empirical comparison of display-size and distance methods. *Quarterly Journal of Experimental Psychology*, **57A**, 297-324.
- VON MÜHLENEN, A., REMPEL, M. I., & ENNS, J. T. (2005). Unique temporal change is the key to attentional capture. *Psychological Science*, **16**, 979-986.
- WOLFE, J. M. (1994). Guided Search 2.0: A revised model of visual search. *Psychonomic Bulletin & Review*, **1**, 202-238.
- WOLFE, J. M., FRIEDMAN-HILL, S. R., STEWART, M. I., & O'CONNELL, K. M. (1992). The role of categorization in visual search for orientation. *Journal of Experimental Psychology: Human Perception & Performance*, **18**, 34-49.
- YANTIS, S. (1993). Stimulus-driven attentional capture. *Current Directions in Psychological Science*, **2**, 156-161.
- YANTIS, S., & EGETH, H. E. (1999). On the distinction between visual salience and stimulus-driven attentional capture. *Journal of Experimental Psychology: Human Perception & Performance*, **25**, 661-676.
- YANTIS, S., & HILLSTROM, A. P. (1994). Stimulus-driven attentional capture: Evidence from equiluminant visual objects. *Journal of Experimental Psychology: Human Perception & Performance*, **20**, 95-107.
- YANTIS, S., & JONIDES, J. (1984). Abrupt visual onsets and selective attention: Evidence from visual search. *Journal of Experimental Psychology: Human Perception & Performance*, **10**, 601-621.
- YANTIS, S., & JONIDES, J. (1990). Abrupt visual onsets and selective attention: Voluntary versus automatic allocation. *Journal of Experimental Psychology: Human Perception & Performance*, **16**, 121-134.

(Manuscript received May 14, 2007;  
revision accepted for publication February 19, 2009.)